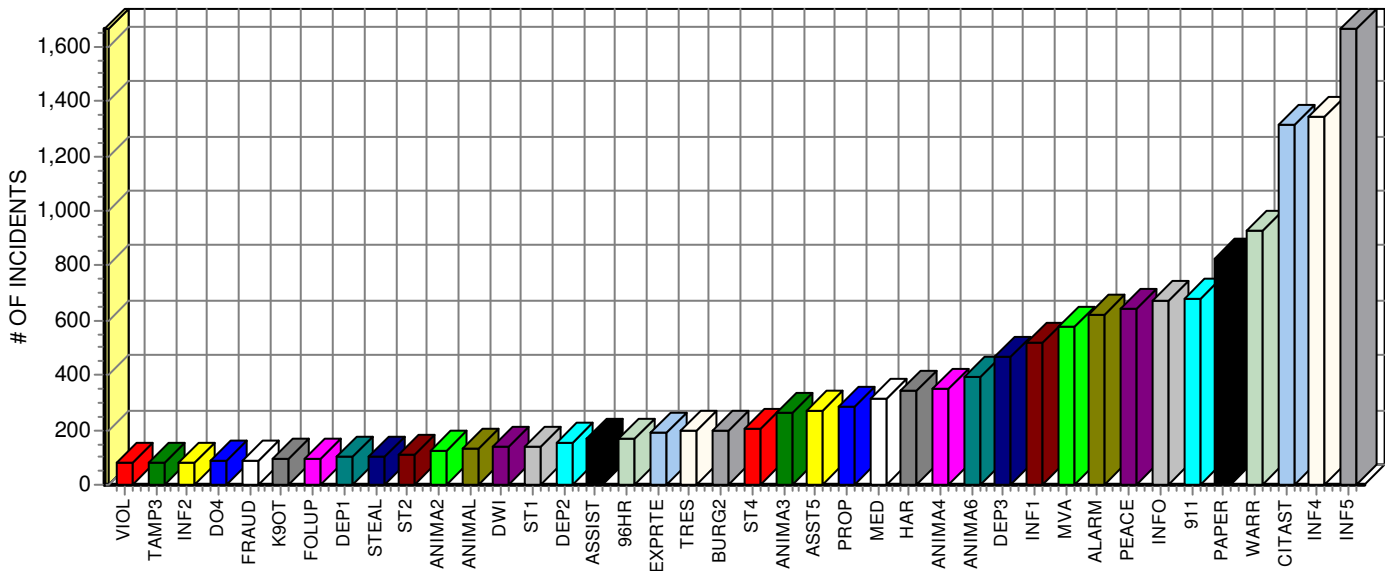
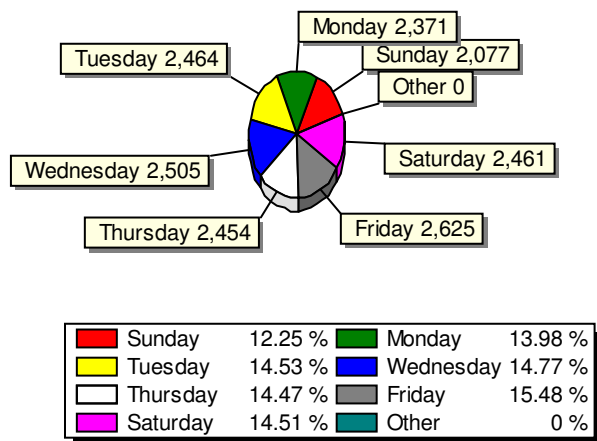


Incident Frequency by TYPE (Top 40 of 142 Shown) (Using DATE RECD)

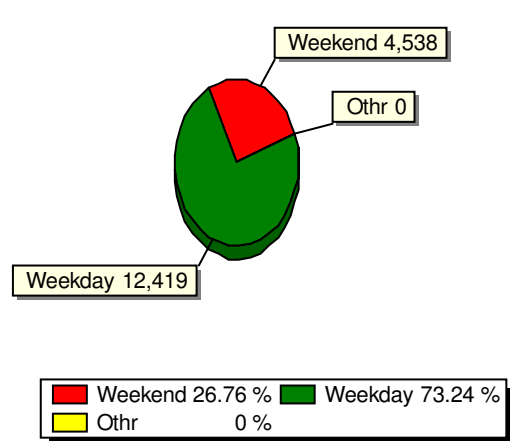


VIOL	77	TAMP3	78	INF2	83	DO4	84	FRAUD	91	K9OT	94
FOLUP	95	DEP1	101	STEAL	104	ST2	109	ANIMA2	123	ANIMAL	130
DWI	137	ST1	141	DEP2	154	ASSIST	166	96HR	168	EXPRTE	193
TRES	195	BURG2	197	ST4	206	ANIMA3	265	ASST5	271	PROP	282
MED	315	HAR	342	ANIMA4	350	ANIMA6	392	DEP3	464	INF1	521
MVA	574	ALARM	622	PEACE	640	INFO	675	911	679	PAPER	822
WARR	930	CITAST	1,317	INF4	1,341	INF5	1,665				

By Day of Week



Weekday vs Weekend



Search Criteria: BLOT.LOGNUM like '%JC%' AND  
 not(BLOT.INCD\_TYPE like '%TEST%') AND  
 BLOT.DATE\_RECD between '01-Jan-2011' and '31-Dec-2011' AND  
 not(BLOT.INCD\_TYPE like '%TRAF%') AND  
 not(BLOT.INCD\_TYPE like '%\*\*\*\*%') AND  
 not(BLOT.INCD\_TYPE like '%TRANS%')